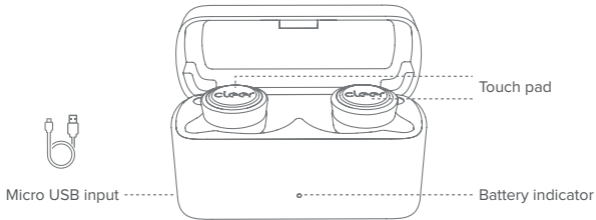


1 - Ally overview

- 1.1 - Charging case and earbuds



- 1.2 - Ear-tips and wing-tips



XS, S, M, and L Ear-tips



1, 2, 3 Wing-tips
and N insert without Wing-tip

2 - How to use

2.1



ON



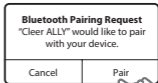
PAIRING



CONNECTED

Connection for the first time:

- Take out both earbuds from the charging case
- Select Cleer ALLY on the Bluetooth device list to pair the first earbud automatically
- Select "Pair" in the pop-up box after the first earbud paired
- Second earbud will pair automatically, once completed - you can begin using the earbuds.



2.2



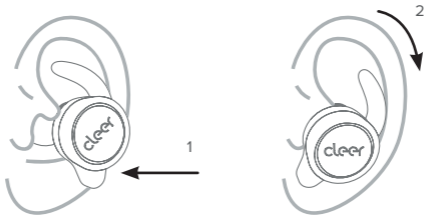
To pair manually, press the touch pad on either earbud 3 times, on the third press hold for 2 seconds.

Refer to step 2.1 to complete the pairing sequence.

Note:







- If the earbuds are disconnected for over 10 minutes, the earbuds will power off.
- To power on the earbuds, please put them back to the charging case.
- To remove the paired record, put the earbuds back into the case, press the touch pad on each earbud 2 times and hold for 1 second on the second press till the LED on the earbuds will flash green, leave them charging case for 10 seconds to complete the process.


3 - Fit guide



Insert the left earbud into left ear and slightly twist backward to secure.













4 - How to operate

Use case	Status	Action	Behavior/indication
Play / pause music	Music playback	 x2	Play / pause music
Answer call	Incoming call	 x2	
Reject call	Incoming call	 +<2s	
End call	During call	 x2	
Activate voice assistant	Any status except call	 +<2s	
Cancel voice assistant	During voice assistant	 x2	

Bluetooth pairing	Pairing history is empty	Automatically	When earbud is taken out from the charging case and the earbud has not been paired before, the earbud should enter Bluetooth pairing mode automatically.
	Any status except call	 x3 +<2s	Hold third press for 2 seconds to enter Bluetooth pairing mode manually.

5 - LED behavior





- 5.1 - Earbud

Status	LED behaviors
Power ON (Not connected)	
Power ON (connected)	
Pairing mode	
Incoming call	
Low battery 	
Charging 	
Charging complete 	 5s  → 

 Blinking

 Steady

- 5.2 - Charging case

Status	LED behaviors
Battery level 76-100%	
Battery level 50%-75%	
Battery level 26%-49%	
Battery level 1%-25%	

6 - Specifications

- Bluetooth version: V5.0
- Bluetooth transmission power: <9.5dBm
- Bluetooth transmission frequency: 2.402-2.480GHz
- Bluetooth range: approximately 30 feet (10 meters)
- Bluetooth profile support: A2DP v1.3, AVRCP v1.6, HFP v1.7, HSP v1.2
- Audio CODEC support: SBC, AAC, aptX
- Voice service support: Alexa Voice Service*
- Battery size: Lithium-ion 3.7V, 85mA (per earbud); Lithium-ion polymer 3.7V 545mA (case)
- Battery life: up to 10 hours, up to additional 20 hours with charging case
- Battery charging: Quick Charge: a 5-minute charge delivers up to 1-hour playback; less than 2 hours for a full charge (when charging unit via micro-USB cable and charging case)
- Driver unit: 5.8mm, Dynamic Driver

- Frequency response: 20-20,000Hz
- Water resistance rating: IPX5 (for earbuds only)
- Dimensions (case): approximately 72.5x28.7x39mm
- Weight: 6g (per earpiece), 62.5g (both earpieces and case)

* available via firmware update - check www.cleer.us



©2019 Cleer Limited. All rights reserved - Made in China

The Bluetooth® word mark and logos are registered trademarks owned by Bluetooth SIG, Inc. and any use of such marks by Cleer Limited is under license. Other trademarks and trade names are those of their respective owners.

Cleer Limited Warranty

Cleer Limited warrants this product against defects in material or workmanship for (1) year as set forth below when purchased directly from Cleer Limited or a Cleer Limited retailer. Pursuant to this Limited Warranty, Cleer Limited will, at its option, (i) repair the product using new or refurbished parts or (ii) replace the product with a new or refurbished product. For purposes of this Limited Warranty, “refurbished” means a product or part that has been returned to its original specifications. **In the event of a defect, these are your exclusive remedies.**

Labor: For a period of (1) year from the original date of purchase of the product (“Labor Warranty”), Cleer Limited will, at its option, repair or replace with new or refurbished product, product determined to be defective. If Cleer Limited elects to replace the product after this Labor Warranty has expired but while the parts warranty is still in effect, it will do so for the applicable labor charge.

Parts: For a period of (1) year from the original date of purchase of the product (“Parts Warranty”), Cleer Limited will supply new or refurbished replacement parts in exchange for parts determined to be defective.

This Limited Warranty covers only the hardware components

packaged with the Product. It does not cover technical assistance for hardware or software usage and it does not cover any software products whether or not contained in the Product; any such software is provided “AS IS” unless expressly provided for in any enclosed software Limited Warranty. Please refer to the End User License Agreements included with the Product for your rights and obligations with respect to the software.

Instructions: To obtain warranty service, you must deliver the Product, freight prepaid, in either its original packaging or packaging affording an equal degree of protection to the original Cleer Limited retailer (point of purchase) or Cleer Limited Customer Service. **It is your responsibility to backup any data,**

software or other materials you may have stored or preserved on your unit. It is unlikely that such data, software or other materials will be lost or reformatted during service and Cleer Limited will not be responsible for any such damage or loss. A dated purchase receipt from Cleer Limited or a Cleer Limited retailer is required. For specific instructions on how to obtain warranty service for your product,

Visit the Cleer Limited website: www.cleer.us

Following warranty service your original Product or a replacement Product will be returned to you as your Product was configured when originally purchased.

Repair / Replacement Warranty: This Limited Warranty shall apply to any repair, replacement part or replacement product for the remainder of the original Limited Warranty period or for (90) days, whichever is longer.

Any parts or product replaced under this Limited Warranty will become property of Cleer Limited

This Limited Warranty shall not apply to: (a) consumable parts, such as batteries that are designed to diminish over time, unless failure has occurred due to a defect in materials or workmanship; (b) cosmetic damage, including but not limited to scratches, dents and broken plastic on ports; (c) defects caused by normal wear and tear or otherwise due to the normal aging of the device; (d)

damage caused by accident, negligence, abuse, misuse, fire, earthquakes, acts of God or damage resulting from liquid outside of the approved levels; (e) damage caused by operating the device outside Cleer Limited published guidelines; (f) damage caused by service performed by anyone who is not a representative of Cleer Limited or a Cleer Limited authorized service provider; (g) Products whose seals are tampered; (h) Products whose serial numbers have been removed or defaced from such Product; (i) modifications, alterations or repairs to the Product made by a party other than Cleer Limited or a party authorized by Cleer Limited; (j) any failure by End User or a third party to comply with environmental and storage requirements for the Product specified

by Cleer Limited, including, without limitation, temperature or humidity ranges; or (k) use of the Product in combination with any third-party devices or products that have not been provided or recommended by Cleer Limited.

LIMITATION ON DAMAGES: CLEER LIMITED SHALL NOT BE LIABLE FOR ANY INCIDENTAL OR CONSEQUENTIAL DAMAGES FOR BREACH OF ANY EXPRESS OR IMPLIED WARRANTY ON THIS PRODUCT.

DURATION OF IMPLIED WARRANTIES: EXCEPT TO THE EXTENT PROHIBITED BY APPLICABLE LAW, ANY IMPLIED WARRANTY OF MERCHANTABILITY OR FITNESS FOR A PARTICULAR PURPOSE ON THIS PRODUCT IS LIMITED TO THE DURATION OF THIS WARRANTY.


DISCLAIMER: THE LIMITED WARRANTY SET FORTH HEREIN IS EXCLUSIVE AND IN LIEU OF ALL OTHER WARRANTIES OR CONDITIONS RELATING TO THE PRODUCT, WHETHER EXPRESS OR IMPLIED, AND CLEER LIMITED EXPRESSLY DISCLAIMS ALL OTHER WARRANTIES AND CONDITIONS WHETHER EXPRESS, IMPLIED OR STATUTORY, INCLUDING ANY IMPLIED WARRANTIES OF MERCHANTABILITY, NON-INFRINGEMENT, FITNESS FOR A PARTICULAR PURPOSE, AND ANY WARRANTIES ARISING OUT OF COURSE OF DEALING OR USAGE OF TRADE AND AGAINST HIDDEN DEFECTS, TO THE FULLEST EXTENT PERMITTED BY LAW. CLEER LIMITED DOES NOT WARRANT THAT THE PRODUCT WILL MEET CUSTOMER'S REQUIREMENTS

OR THAT USE OF THE PRODUCT WILL BE UNINTERRUPTED OR ERROR FREE. NO ADVICE OR INFORMATION, WHETHER ORAL OR WRITTEN, OBTAINED FROM CLEER LIMITED OR ELSEWHERE WILL CREATE ANY WARRANTY NOT EXPRESSLY STATED IN THIS WARRANTY.

IMPORTANT SAFETY INSTRUCTIONS

Please read and keep all the safety and operation instructions.

General Safety Information

- To prevent possible hearing damage, do not listen at high levels for long periods. 
- This product contains small parts which may be a choking hazard. Not suitable for children under age 3.
- This product contains magnetic material. Consult your physician on whether this might affect your implantable medical device.
- Risk of explosion if battery is replaced by an incorrect type. Dispose of used batteries according to the instructions.
- Leaving the product in hot or cold places will reduce the capacity and lifetime of the battery. Always

try to keep the battery between -20°C and 40°C . A product with a hot or cold battery may not work temporarily, even when the battery is fully charged.

- Use caution and follow applicable laws regarding mobile phone and headphone use if using the headphones for phone calls while driving.
- Focus on your safety and that of others if you use the headphones while engaging in any activity requiring your attention. You may remove the headphones or adjust your volume to ensure you can hear surrounding sounds, including alarms and warning signals.
- Do not use the headphones if they emit any loud unusual noise. If this happens, put the headphones back the charge case and contact Cleer customer service.
- Do not submerge or expose the headphones for extended period to water, or wear while participating in water sports, e.g., swimming, surfing, etc.
- Do not use a charger with more than 5V output.

NOTICE

Recycling



Your product is designed and manufactured with high quality materials and components, which can be recycled and reused. When you see the crossed out wheel bin symbol attached to a product, it means the product is covered by the European Directive 2002/96 EC:



Never dispose of your product with other household waste. Please inform yourself about the local rules on the separate collection of electrical and electronic products. The correct disposal of your old product helps prevent potentially negative consequences on the environment and human health. Your product contains batteries covered by the European Directive 2006/66/EC, which cannot be disposed of with normal household waste.

The device complies with RF specifications when the device used at 0mm from your body. Hereby, Cleer Limited. declares that the product compliance with essential requirements and other relevant provisions of Directive 2014/53/EU.

Compliance with FCC rules

1. This device complies with Part 15 of the FCC Rules. Operation is subject to the following two conditions:
 - (1) This device may not cause harmful interference.
 - (2) This device must accept any interference received, including interference that may cause undesired operation.
2. Changes or modifications not expressly approved by the party responsible for compliance could void the user's authority to operate the equipment.

NOTE: This equipment has been tested and found to comply with the limits for a Class B digital device, pursuant to Part 15 of the FCC Rules. These limits are designed to provide reasonable protection against harmful interference in a residential installation.

This equipment generates uses and can radiate radio frequency energy and, if not installed and used in accordance with the instructions, may cause harmful interference to radio communications. However, there is no guarantee that interference will not occur in a particular installation. If this equipment does cause harmful interference to radio or television reception, which can be determined by turning the equipment off and on, the user is encouraged to try to correct the interference by one or more of the following measures:

- Reorient or relocate the receiving antenna.
- Increase the separation between the equipment and receiver.
- Connect the equipment into an outlet on a circuit different from that to which the receiver is connected.
- Consult the dealer or an experienced radio/TV technician for help.

Radiation Exposure Statement:

This equipment complies with FCC radiation exposure requirement.

The device can be used in portable exposure condition without RF restriction.

Stay informed, get support,
and register your product at www.cleer.us

cleer

ALLY

TRUE WIRELESS HEADPHONE

QUICK START GUIDE